



Radiant Energy: Unraveling Tesla's Greatest Secret

Ken Adachi



The story you are about to read is derived from a carefully researched paper presented by [Dr. Peter Lindemann](#) before a private audience in Irvine, California on September 12, 2000. The lecture was titled "The Free Energy Secrets of Cold Electricity". It detailed the story of Radiant Energy and its successful application by Edwin Gray in an over unity motor design which Gray debuted in 1973. The real detective work (& credit) in uncovering Tesla's discovery of Radiant energy came from author Gerry Vassilatos in his recent book, "Secrets of Cold War Technology" without which Lindemann could not have solved the enigma of Gray's Radiant circuit design. This lecture delivered the goods. The secret of Tesla's Radiant Energy has finally been revealed in manifold detail and only awaits the industry of those who care to study and understand it. Part 1 presents a general overview of Tesla's discovery and the political, intrigues that led to its subsequent suppression. Part 2 will detail the nuts and bolts of how Tesla produced Radiant Energy with block diagrams, schematics, and drawings from Tesla's original patents to illustrate all of the necessary elements and parameters required. Additional details on Gray's modern adaptation of Tesla's Radiant circuitry and a brief look at Eric Dollard, the only man to successfully recreate Tesla's Colorado Springs Magnifying transmitter and reproduce the pure steaming white rays of Radiant energy in 1986 exactly as described by Tesla in his Colorado journals. Ken Adachi

Of all the great inventions and discoveries of Nikola Tesla, nothing stood out with greater potential benefit to the whole of humanity than his discovery of **Radiant Energy** in 1889. The series of observations that led to the discovery of Radiant energy initially grew out of experiments that Tesla had conducted in an attempt to duplicate the results that Heinrich Hertz had claimed to achieve in affirming the existence of electromagnetic waves, the discovery of which Hertz announced in 1887. While replicating Hertz's experiments, Tesla experimented with violently

abrupt DC electrical discharges and discovered a new force in the process. Only after conducting exhaustive experimental trials for the next three years, did Tesla announce this stupendous discovery in a paper published in December, 1892, entitled "The Dissipation of Electricity". Incredibly, most academicians of the day completely missed the mark in understanding the true significance of his paper. Noted scientists such as Sir Oliver Lodge, mistakenly thought that Tesla was referring to high frequency AC electricity in the operation of the Tesla Transformer, a huge blunder that remains to this day in the misnaming and misinterpretation of the Tesla Coil. The transformer that Tesla referred to in the 1892 paper did not operate on magnetic/electric field induction created by alternating currents. It operated in an entirely new domain of physics based on abrupt discharges of electrostatic potentials and the subsequent release of kinetic Radiant Energy from the omnipresent ether. Tesla was now operating under entirely new rules which he referred to as "dynamic" electro-static forces and had, by now, completely abandoned any further interest in the AC waveform. The genesis of the Lodge misunderstanding, however, began a few years earlier with the publication of certain mathematical formulas by a brilliant Scotsman named James Clerk Maxwell.

Maxwell's Equations

Using mathematical models, James Clerk Maxwell had earlier suggested that two different types of electrical disturbances could possibly exist in Nature. One type was a **longitudinal electric wave** which required alternating concentrations of densified and rarefied pulsations of electrostatic fields that moved along a single vector (today, we refer to these as standing waves or scalar waves). Maxwell ultimately rejected this idea because he was convinced that this type of wave propagation was impossible to achieve, but his assumption was erroneous and would later portend formidable consequences for Tesla and the world at large.

Maxwell's second wave postulation was that of a **transverse electromagnetic wave** that exhibited a rapid alternation of electric fields along a fixed axis that radiated away from its point of origin at the speed of light and was detectable at great distances. Maxwell had more faith in the existence of this type of wave and encouraged experimenters to look in this direction. It was the discovery of this type of wave that Hertz had laid claim to, but Tesla was meticulous and fastidious in replicating Hertz's experimental parameters and he could not obtain the results claimed by Hertz.

Tesla discovered a fundamental flaw in Hertz's experiment: Hertz had failed to take into account the presence of air in his experiments. Hertz had mistakenly identified electrostatic inductions or electrified shockwaves as true electromagnetic waves. Tesla was saddened to bring this news to

the distinguished academician, but felt scientific honesty was paramount if progress was to be achieved. Tesla visited Hertz in Germany and personally demonstrated the experimental error to him. Hertz agreed with Tesla and had planned to withdraw his claim, but reputations, political agendas, national pride, and above all, powerful financial interests, intervened in that decision and set the stage for a major rift in the 'accepted' theories that soon became transformed into the fundamental "laws" of the electric sciences that have held sway in industry and the halls of academia to the present day.

Tesla's introduction to the phenomena of Radiant Energy began with early observations by linesmen working for Thomas Edison, Tesla's former employer


DC Anomalies

Before Tesla's invention of the Polyphase AC generator became the industry standard and overtook Thomas Edison's use of DC generators, the DC electrical system was the only system available to deliver electricity to America's homes and factories. Due to the resistance offered by long transmission lines, Edison had to produce very high DC voltages from his generators in order to deliver enough voltage and current to its final destination. He also had to provide additional 'pumping' stations along the way to boost the sagging voltage which dwindled from line losses. A curious anomaly occurred in the very first instant of throwing the power switch at the generating station: Purple/blue colored spikes radiated in all directions along the axis of the power lines for just a moment. In addition, a stinging, ray-like shocking sensation was felt by those who stood near the transmission lines. In some cases, when very large DC voltages surged from the generators, the "stinging" sensation was so great that occasionally a blue spike jumped from the line and grounded itself through a workman, killing him in the process.

Tesla realized almost immediately that electrons were not responsible for such a phenomena because The blue spike phenomena ceased as soon as the current started flowing in the lines. Something else was happening just before the electrons had a chance to move along the wire. At the time, no one seemed to be very interested in discovering why these dramatic elevations in static electrical potential were taking place, but rather, engineering design efforts were focused on eliminating and quenching this strange anomaly which was considered by everyone to be a nuisance-except Tesla. Tesla viewed it as a powerful, yet unknown form of energy which needed to be understood and harnessed if possible. The phenomena only exhibited itself in the first moment of switch closure, before the electrons could begin moving. There seemed to be a "bunching" or "choking" effect at play, but only briefly. Once the electrons began their movement within the wire, all would return to normal. What was this strange energy that was trying to liberate

itself so forcefully at the moment of switch closure? .

Tesla, Genius Out of Time




In the later quarter of the 19th century, Tesla was alone in his opposition to the fundamental views of the nature of electrical forces as described by three of the biggest names in electric science: James Clerk Maxwell, Herman Von Helmholtz, and Heinrich Hertz. Tesla possessed a broader vision of the cosmos because his keen sense of awareness and especially his natural intuitive insights gave him a deeper understanding of the role that the **ether** (or **aether**) played in the manifestations of all electrical phenomena while his contemporaries focused their attention exclusively on the electromagnetic component (assuming that no other component could be involved). This lack of etheric insight by his contemporaries (with the exception of Sir William Crookes) and the heated controversy that the mere mention of the ether had engendered was to cause Tesla ridicule and sarcasm from men of inferior intellect for decades. The ether controversy largely dissipated in the academic arena after the publication of Eienstein's Theory

of Relativity (1905) and the Michaelson-Morley Experiment which essentially declared that the ether 'theory' was dead, but Tesla's insights and deductions concerning the role of the ether were correct all along.

The ether existed then and it exists now, despite the lock step denials by mainstream science, past or present. Rudolf Steiner, another man of genius, affirmed that the ether was composed of four fractions which he described as 1) the Light Ether, 2) the Warmth Ether, 3) the Chemical Ether, and 4) the Life Ether, a combination of the first three. Tesla's New York and Colorado experiments confirmed for him that Radiant energy was bound up within the elusive ether, but could be made manifest by the creation of an abrupt disruption in the equilibrium of the ether fractions using one way, high magnitude pulses of short duration. This was the key that unlocked Radiant Energy.

“See the excitement coming!”



of Electricity". He was brimming over with buoyancy and optimism for the future. In the 1890's, Tesla conducted a large number of experiments which confirmed his theory and refined his understanding of the special conditions required for Radiant energy to express itself. He later expanded his New York work with the large scale experimental trials conducted at Colorado Springs, Colorado in 1899. Tesla, the humanitarian, wanted more than anything to share this enormous discovery with his fellow man. Tesla spoke of practical applications of radiant energy that were so wide reaching that they could have created a profound and immense leap into the future for all of mankind in practically every sector of daily life:

Unlimited electricity could be made available anywhere and at any time, by merely pushing a rod into the ground and turning on the electrical appliance. Homes, farms, offices, factories, villages, libraries, museums, street lights, etc., could have all their lighting needs met by merely hanging ordinary light bulbs or fluorescent tubes anywhere desired- without the need for wiring -and produce brilliant white light 24 hours a day. Motor energy for any imagined use such as industrial applications, transportation, tractors, trucks, trains, boats, automobiles, air ships or planes could be powered freely-anywhere on the planet from a single Magnifying Transmitter. This new form of energy even had the ability to elevate human consciousness to levels of vastly improved comprehension and mental clarity. Undreamed of therapeutic applications to improve human health and to eliminate disease conditions could have been achieved fully 100 years ago had

Tesla been allowed to complete his commercial development of Radiant Energy. But powerful barons of industry, chiefly in the person of John Pierpont Morgan, colluded to deny him the financial backing he needed and in doing so, effectively denied mankind one of Nature's most abundant and inexhaustible gifts of free energy.

The Magnifying Transmitter



Tesla Wardenclyffe Project Archive

The closest Tesla came to a world wide industrial application of his Radiant Energy dream was the construction of his huge Magnifying Transmitter at Shoreham, Long Island, a site which he named Wardenclyffe. Following his return to New York City from Colorado Springs in 1899, Tesla was jubilant and full of enthusiasm to implement his plan for the commercial application of Radiant energy. He turned to JP Morgan for a substantial portion of the funding to finance the huge project at Wardenclyffe. Morgan was chiefly concerned with turning a profit from overseas radio transmissions since Marconi was fast locking up the market and Morgan, ever the aggressor, wanted a share of the market. When Tesla told him that the transmitter could transmit "intelligence" to the world, Morgan assumed that he meant ordinary radio communications, but Tesla was not referring to ordinary radio transmissions. He was talking about something much bigger, but avoided revealing all to Morgan during this early phase of the Wardenclyffe project. Some considerable time later, Tesla eventually felt compelled to tell Morgan the larger possibilities offered by the Magnifying Transmitter when he needed

more funding to complete the project. Tesla thought that Morgan would be overwhelmed by his expanded explanation of the true capacities of the transmitter and would be anxious to complete the work, but Tesla's assumption had backfired and Morgan refused to lay out any more money for the transmitter. Sadly, the enormous benefits that could have been made available to society by Tesla's Magnifying Transmitter project, died then and there.

Morgan & Westinghouse

Morgan had already orchestrated circumstances in Tesla's life in order to force Tesla to be dependent on him for financial backing. During an earlier period, when Tesla himself had millions from his Polyphase AC generator royalty payments and other earnings, Morgan wanted to woo Tesla with a deal that effectively gave Morgan majority control over his patent rights and projects, but Tesla turned him down, telling Morgan that he had enough money of his own to fund his projects. While returning to his hotel from that very meeting with Morgan, however, Tesla was told that his laboratory had been burned to the ground. It represented a tremendous loss to Tesla and it shook him deeply. Everyone, of course, felt convinced that Morgan was behind the arson. In order to save face, Morgan was embarrassed by Tesla into putting up the money to pay for the rebuilding of a new lab as an act of "philanthropy". From that time forward, however, other financial backers were not to be found. Morgan was powerful enough to black list Tesla among the Eastern Establishment elites that previously had hobnobbed and feted with Tesla as if he was one of their own. Black listing and ostracization by officialdom and financiers lifted somewhat after Morgan's death, but generally continued to haunt Tesla for the rest of his life.

Before the turn of the century, Tesla also willingly gave up millions, perhaps billions, in royalty earnings to George Westinghouse in an unprecedented act of friendship. Westinghouse had believed in the superiority of Tesla's AC system and provided the money to build Tesla's big AC generators at Niagra Falls, NY. Tesla was paid millions up front for his patents, but was also due to receive royalty earnings for every kilowatt of power produced. When Westinghouse ran into financial difficulties at a later date, Tesla tore up his royalty contract in order to save Westinghouse from financial ruin. Had he not done that, Tesla would have had enough money from royalties to keep him ensconced in great wealth for the rest of his life.

The story is frequently told that when Morgan found out from Tesla that the true purpose of the Wardenclyffe transmitter was to provide free electricity to the world, he abruptly pulled the funding. That's not completely accurate. The economic conditions were recessionary at the time and the stock market had taken a considerable dip that year. Morgan wasn't interested in risking any more capital in perilous times on a project he couldn't fully fathom and wasn't completely convinced of. Tesla held land ownership of the Wardenclyffe site and tower, but no further work was done after 1910. In 1914, Tesla was deeply in debt and signed over the deed of Wardenclyffe Station to pay off years of back rent due to the owners of the New Yorker Hotel where he was living (he occupied two penthouse suites in the hotel). In 1917, the hotel owners had the tower demolished and its parts sold for salvage. Despite the loss of Wardenclyffe, Tesla continued to refine his understanding of Radiant Energy and miniaturize the equipment needed to produce it. He eventually was able to reduce the equipment down to the size of a suit case.

Australian and European readers interested in obtaining the video tape of Dr. Lindemann's 2 hour and 50 minute lecture, "The Free Energy Secrets of Cold Electricity" can send \$29.95 (US\$) for VHS or \$33.95 for PAL plus \$11 air shipping. A 150 page companion book of the same title which includes the complete narrative, enlarged views of the slides, diagrams, schematics, photographs and patents demonstrated during the lecture, along with complete copies of the Gray and Tesla patents and additional materials not included in the lecture is also available for \$29.95 plus \$11 air shipment. Book and video together, add \$15 air shipping. Make US checks or money orders payable to:

USA readers, include \$4 for Priority Flat Rate mail

Ken Adachi Editor@educate-yourself.org
<http://educate-yourself.org/fe/radiantenergystory.shtml>

June 1, 2001

K. Adachi
PO Box 3046
Costa Mesa, CA 92628

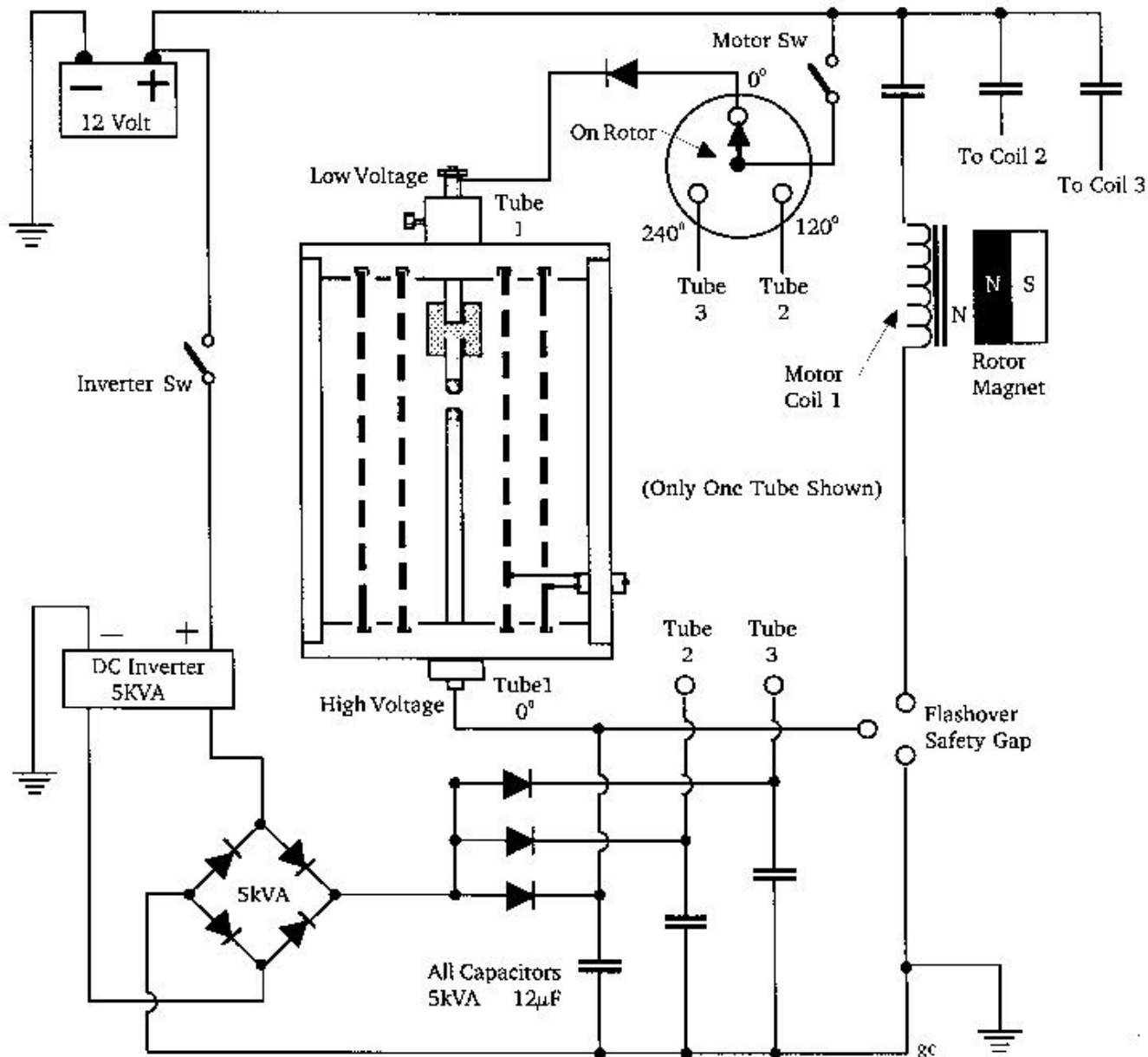
Editors note; Since this essay was originally published in 2001, emailing Mr. Adachi to check current availability of books, tapes and patents is suggested. - JSB

Principles of the Glo-regulator

The glow discharge regulator uniquely amplifies pulsating high-voltage and converts it into a steady stream of electrical energy. It has an axial, negatively charged cathode wire that extends the length of the cylinder. The anode is made out of an aluminum cylinder that is positively charged. Its cathode is a thin tungsten wire.

ED GRAY MOTOR

Redrawn from John Bedini's 1982 Lab Notes



Glo-regulator - Figure 6

In the diagram shown here negatively charged air ions are formed at the negatively charged center cathode wire. Positively air ions are formed at the positive anode cylinder.

When a surge of electrons flow through a glow regulator they are added to the negative ions that sit on the cathode. They are now attracted to the positive anode cylinder and a few milliseconds later the positive ions are attracted to the negatively charged center cathode wire. This characteristic has the effect of suppressing any **inductive kick back** from the loads that are feed through this component. Inductive kick back results in wasteful heat losses.

A number of negative ions recombine with the positive ions. This generates an intense burst of free electrons. Moray called this process "dissociation." The "sea electron" model supports this effect.

The electrons that are added to the cathode ions will add amperage to the output circuit to which it is connected. Henceforth, the equation $E \times V = P$ is used in this system. Where, "E" represents electrons (amperage), "V" voltage (ionic difference) and "P" is the power generated.

I am fully convinced that my Glo-regulator is a refined version of Edwin Grays' conversion tube described in his US Patents No. 4,595,975 and No. 4,661,747. **Chauncey J. Britten** also describes a similar component in his US Patent No. 1,826,727. Mr. Britten's component appears to be a prior variation of my recent Glo-regulator design. Britten's regulator was said to have lit up his home in 1930 according to a local newspaper article of that time period. Russian scientist **Alexander Chernetski** experimented with what appears to have been a type of Glo-regulator. It is said that he got up to five times more energy out of his device than what he put into it. Plans were made to commercialize the invention but like the Moray, Gray and Britten devices it never made it to a commercial product.

The Glo-regulator is not to be confused with a current rectifier. The Glo-regulator prevents ions from flowing back to the power source. It is an 'energy dam' for the lack of a better description. Both negative and positive ions can flow through this component.

If the Glo-regulator is supplied with alternating negative and positively charged ions there is a flow of alternate charges going in one direction rather than a charge blocking effect. This is why Moray stated that "the valves are not rectifiers in the sense that they operate as radio valves in changing AC or HF to DC. Glo-regulators have an actual valve action in stopping the 'flow' of energy in one

direction. Its function may be thought of as an oscillatory action similar to the waves of the sea, without rectification, from returning to the outer circuit." 209, The Sea of Energy, 5th edition. This rather cryptic language now makes sense having a Glo-regulator valve in hand.

By means of the Glo-regulator new and wonderful electrical effects can be obtained. With the type of current that it produces electromagnets can be strongly energized. This means that electric motors can be made to run with efficiencies that have been unheard of until now. Communication systems using this current could obsolete present day radio transmission. Electrical power transmission and its generation could also receive a fresh new start. The possibilities are mind boggling. It would be an honor to be able to offer humankind this technology. It is my goal to build and bring devices to market that will operate on this new type of electricity that Tesla and Moray called "radiant energy." It was this form of energy in its unrefined form that was generated by Tesla's Magnifying Transmitter, also known as his DC transformer by his lab assistants up in Quebec Canada.

Tesla's last ten years of his life, 1933 - 1943, contrary to popular belief, were his most productive years in his private laboratory located on Canadian soil. This was communicated to me through his last known living assistant, Arthur Mathews, before passed away in 1986. He also revealed to me that special primary batteries with replaceable zinc electrodes powered Tesla's electric car. This car also had a "fluid transmission" and could travel at 90 miles per hour. The electric motor could run on the batteries for three hundred miles before you had to pull over to attend to the batteries and then you were on your way for another three hundred miles. There were enough spare parts in the trunk to run this car for one year! The performance of this vehicle seems to be impossible. However, the characteristics of a unidirectional electrical current consisting of short duration high-energy spikes will permit many seemingly impossible innovations.

Edwin Gray's Energy System

Thomas H. Moray invented a specialized high efficiency 6,000-hertz power supply. It turns out that Edwin Gray's device also produced this same exact frequency. Certain electrical equipment such as solid state radio, television and light bulbs will operate on this 6,000-hertz electrical current.

The overall efficiency of the Gray device is extremely high. From one of his company press releases we are told that it will power loads four times longer in comparison to a standard DC to

AC inverter power supply. This particular press statement indicates that he was planning to market a device that outputted a 6Khz frequency, as compared to the standard 60Hz frequency coming from the public utility power grid.

Both the Moray and Gray energy systems harness a very old source of energy in very unique ways. They are the solution to our power needs using an inexpensive renewable energy. The advantages over other systems are many. The World is indeed moving at a suicidal pace, we need this technology more than ever. It will light lights, run motors and electrical appliances.

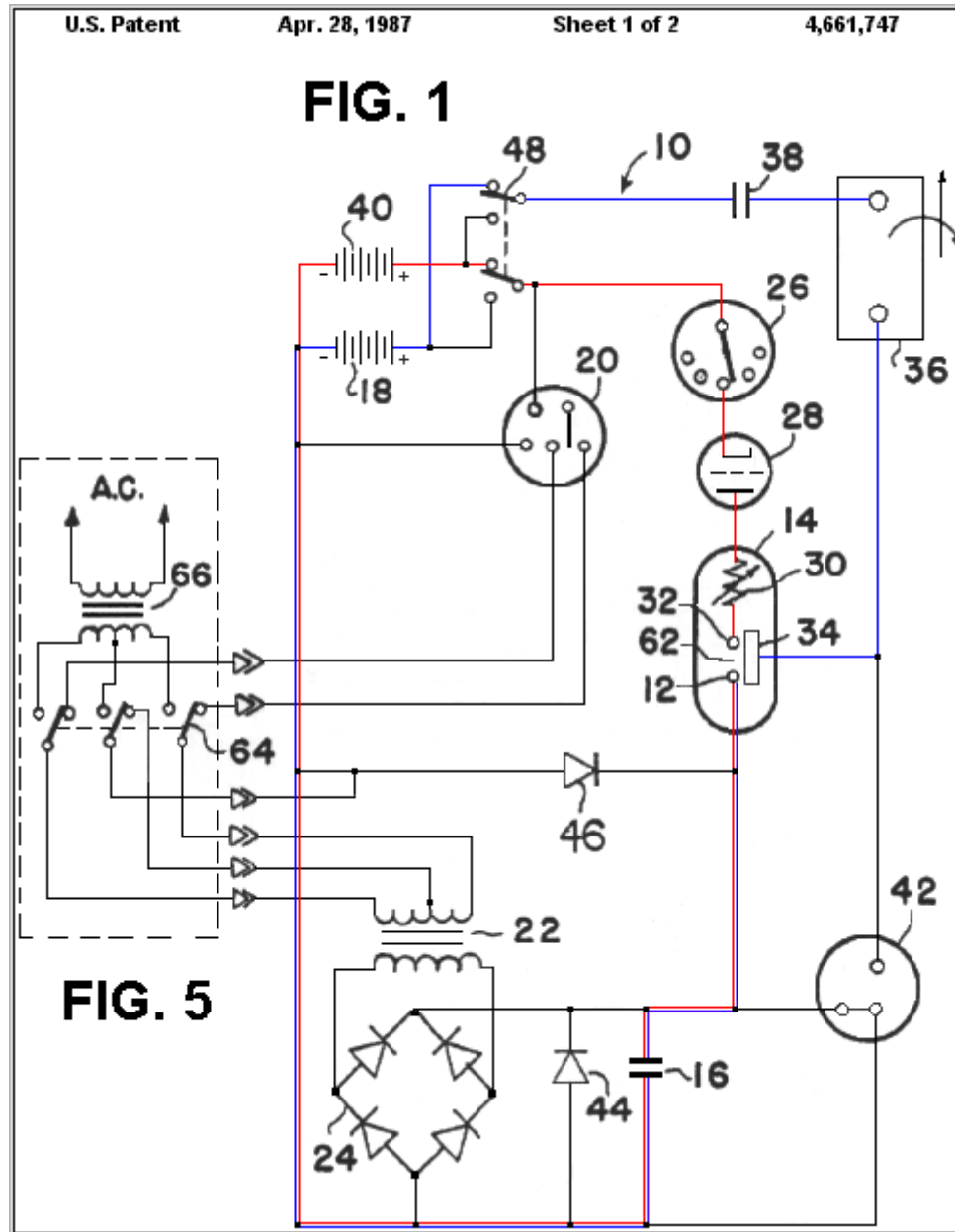
Getting back to the Gray device. It is a fact that when you put a high potential current across two opposite elements, ionization will occur between them. The high voltage elements **12** & **34** develop a pre-discharge plasma glow between them. This is a given unless the elements were to exist within an extreme vacuum environment. The Gray conversion tube acts no differently. When a glow pre-discharge is present the tube is switched in the on mode and current flows. Without this ionization between the cylinder and rod in the conversion tube no current will flow through the load.

Discharge occurs across the spark gap **62** once this capacitor reaches the breakdown voltage of the gap. Once the arc is broken it begins to recharge the cycle repeats and the cycle repeats so long as the batteries remain charged. The current path flows along the red wire shown in Figure - 7. Ionization drops in the conversion tube **14**. The load current is halted. When this discharge takes place the anode **12** is heated. Most of you are acquainted with the fact that the space between a hot filament emits electrons and a cold electrode by which these electrons are attracted is unilaterally conductive. Current can flow only from the hot filament to the cold electrode. It is known that when an electron moves through a magnetic field, whose lines of force are at right angles to its direction of motion, the electron is constrained to move in a circular path.

In fact, if the field is made strong enough the electron may be forced to stay in the field and revolve in a circular orbit whose diameter is smaller than the field. If a magnetic field is applied transversely to the motion of the electrons the electrons may be deflected to such an extent as to prevent them from reaching the plate and to constrain them to return to the filament. A.W. Hall of the General Electric Co. was the first to use this principle in highly efficient vacuum tube converter he called a magnetron. The sudden discharge in the converter tube generates an intense magnetic field that very abruptly halts current flow to the load. Directly thereafter the magnetic field collapses.

The collapsing field in conjunction with the reappearance of the pre-glow discharge instantly

generates an electrical surge of power. This surge is unidirectional and can run motors and light bulbs with extreme efficiency because DC resistance does not limit this type of current and wasteful heat loss is practically non-existent. The output if feed into a tank circuit can produce high frequency currents. Old storage batteries are preferred because they can hold up to high voltage discharges. In time the recovered spark discharge will clean off the sulfur that has formed on their plates.



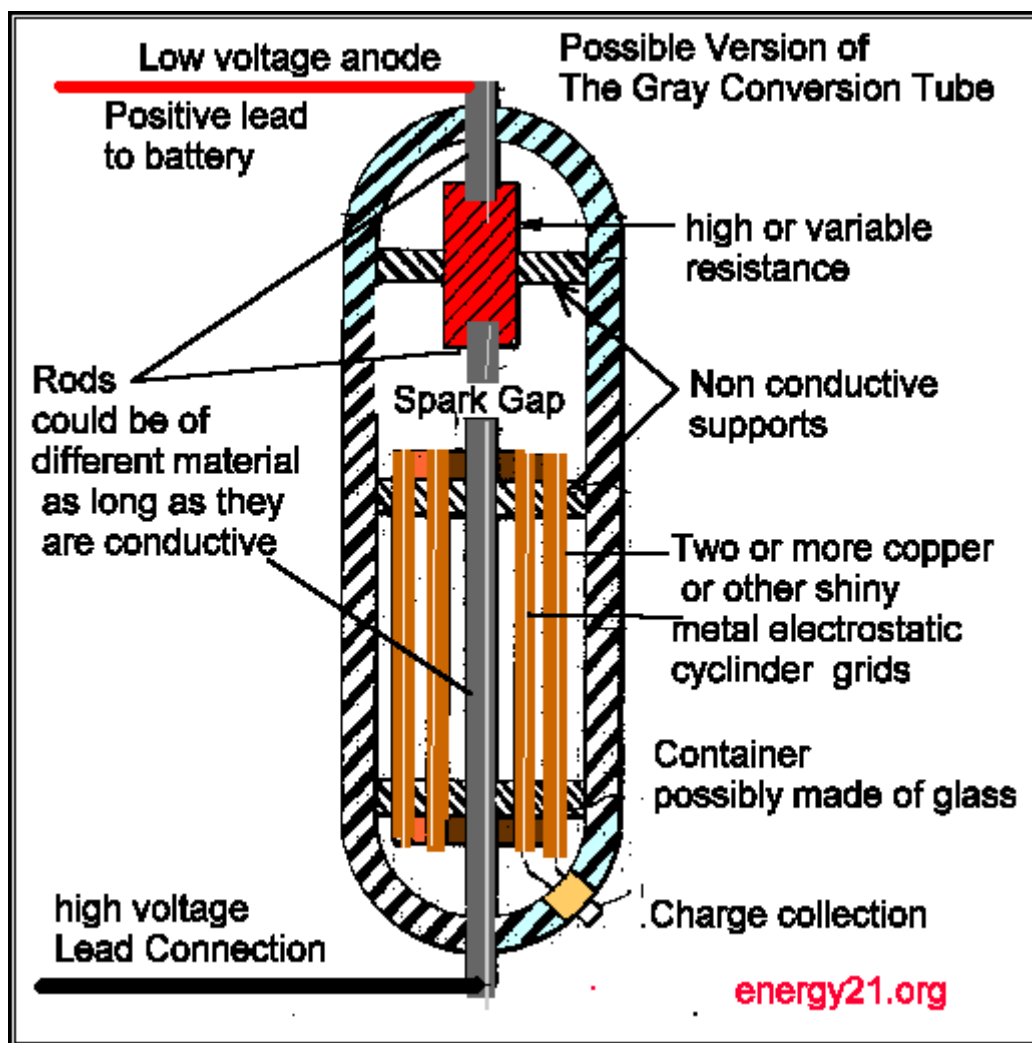
Edwin Gray Energy System - Figure 7

1. The blue wires represent the current path that powers the load.
2. The red wires represent the current discharge path that occurs when the spark gap in the conversion tube fires.
3. When the capacitor is discharged an intense magnetic field is created within the tube. This field instantly halts current flow to the load.

[Reproduced from "Radiant Energy Power Generation" \(millenium edition\) by Bruce A. Perreault](#)

[latest discovery of how the Testatika is most likely to work](#)

THE ANSWER



[an apparent succesful reproduction of the device on this page](#)

This diagram above may be the answer to free energy , that we have all be looking for and an explanation as to how the Ed Gray Device may have worked. And thanks to Peter Lindemann DSc, and his patent search into additional material of Ed Gray Patents of which it seems no one was aware until now, seems to have. uncovered something we may all now use to make some headway in our experiments towards getting free energy.

This article can only be a brief outline on how it works, for a more comprehensive explanation I suggest you get the book or video entitled the Free energy secrets of cold electricity by Peter or visit the following [Free-energy cc](#) website for more information.

I have also added the Gray patent from which Peter gain some insight giving as to how the Ed Gray conversion tube may have worked.

This is an [additional patent](#) to the one many have seen of motor and gives some additional information on the electrical generation involved in its running .

It seem now the secret to unlimited electrical energy will rest of us understanding the diagram and the information contained in Ed Gray additional patent material as presented here..

The conversion tube device is it seems powered from a high voltage DC source of several thousand volts and is fired in a pulses of extremely short duration and in a rapid succession and not allowing the power to reverse it direction of flow.

The secret seems to be also in the way a high voltage discharge occurs across the spark gap causes a powerful disruption to the space and in the area occupied by the metal elements or shields.

It is not known what material these metal electrostatic elements were made of or how thick they were ,but a shiny metal copper is assumed to have been used .for these electrostatic elements ,although stainless steel would probably also work as well.

The metal for the spark gap rods is probably made of something common as well, and may consist only of one type of material ,but I have heard via the web that spark gaps are known to work better when they are comprised of two different metal types, for example lead and iron, this may also be case here as well

The voltage must be able to travel in one direction and not be able to oscillate and find an energy balance level and cancel the effect we are looking for...

If you have access to the twin books of The Nikola Tesla Patents ,Lectures and articles check out his work on his pulse experiments, I have unitil now assumed they were something to do with his high voltage high frequency experiments ,It seem that I like others have misunderstood it, and that these experiments do indeed hold the secret to free energy.

Some of the results that Nikola Tesla seemed to have observed, was the formation of unusual light displays after high voltage discharges ,that it seems headed out into space. ,It is interesting to note now and just recently that natural lighting observers have just become aware of unusual light manifestation called sprites jumping into space after a powerful natural lightning discharge.

The big cans of the Testatika may also be a version of this spark gap tube arrangement, the Wimshurst part of this well know machine within the free energy scene, is quite capable of generating the electrostatic charge needed and could also be the secret that up to know has been kept hidden from the rest of us,.

Could it be really as simple as the diagram above..

It is common knowledge that when a terminal is closed on high voltage dc power circuit there is enough energy released at time of circuit closure to kill the person throwing the switch unless special precautions have been taken (where did this excess energy come from) after the contact switch has been successfully thrown the danger is no longer there , the system now acts as it was safely designed too.

The following information has been taken from the Book The Free Energy Secrets of Cold electricity by Peter A.Lindemann, D.Sc

Published by
Clear Tech inc
P.O.Box 37
Metline Falls WA 99153

Summary of The Electro-Radiant Event

- 1.** The Electro-Radiant Event is produced when a high-voltage, direct current is discharged across a spark-gap and interrupted abruptly before any reversals of current can occur.
- 2.** This effect is gready increased when the source of direct current is a charged capacitor.
- 3.** The Electro- Radiant Event leaves wires and other circuit components perpendicular to the flow of current.

4. The Electro-Radiant Event produces a spatially distributed voltage that can be thousands of times higher than the initial spark discharge voltage.
 5. It propagates instantaneously as a longitudinal, electrostatic "light-like my" that behaves similarly to an incompressible gas under pressure.
 6. Electro-Radiant effects are solely characterized by impulse duration and voltage drop in the spark-gap.
 7. Electro-Radiant effects penetrate all materials and create "electronic responses" in metals like copper and silver. In this case, "electronic responses" means that an electrical charge will build up on copper surfaces exposed to Electro-Radiant emissions
 8. Electro-Radiant impulses shorter than 100 microseconds are completely safe to handle and will not cause shock or harm.
 9. Electro-Radiant impulses shorter than 100 nanoseconds are cold and easily cause lighting effects in vacuum globes.
-

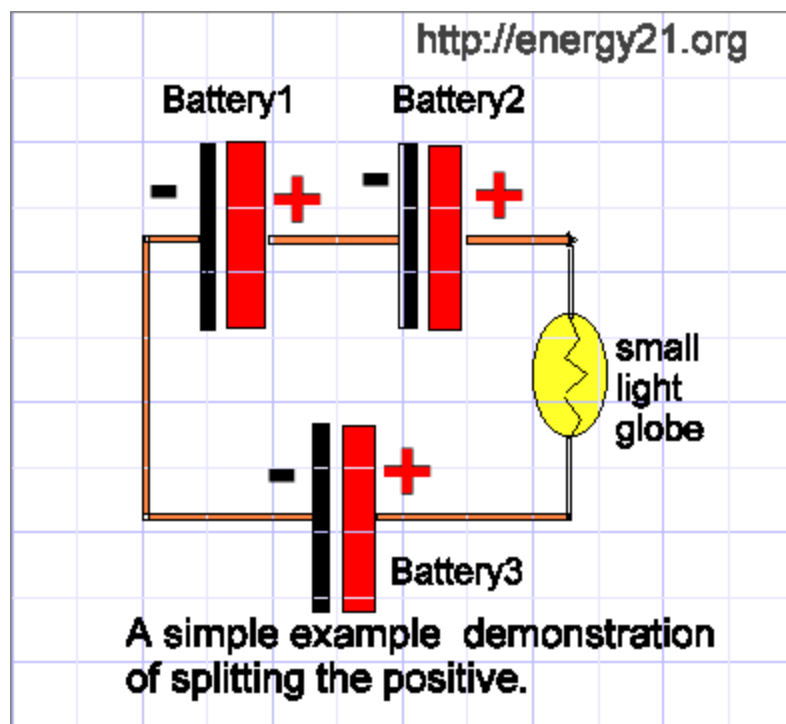
A email message from Peter

Thanks for linking to my site. I really appreciate the support. Just a note to clarify your excellent diagram. The top electrode in the tube actually is connected to the positive of the battery, not back to the "high voltage source" as you indicate. Gray called this his "low voltage anode."

Also, from the photographs we have, it looks like Gray had at least 4 grids in his tube. We're making a lot of progress. One friend of mine fried a 1000 amp meter with an impulse from a system whose input was less than 12 watts. Another person reported to me that he had so much electro-radiant event backing up in his primary, it kept his capacitor charged, and the system kept running even after he shut off the supply. We are definitely getting close.

I'll keep you posted. Thanks again for the support!

Sincerely,
Peter Lindemann, DSc



It has come to my attention that Edwin Gray when describing the workings of his device used a term called SPLITTING THE POSITIVE to explain how his device worked.

I have been drawn to the attention of a simple circuit as above that apparently Jerry Decker has at his website for some time that may explain the resulting action . keelynet.com

A short note from John Bedini

I think I wrote Jerry explaining how to do this with the three batteries, these can be found on My pages at [John Bedini's website](http://JohnBedini.com) they have been their for over 4 years on the three batteries. John Bedini

I would suspect the battery sizes are not critical but personally I am going to use three six volts batteries as they seem to be the easier to connect as above.

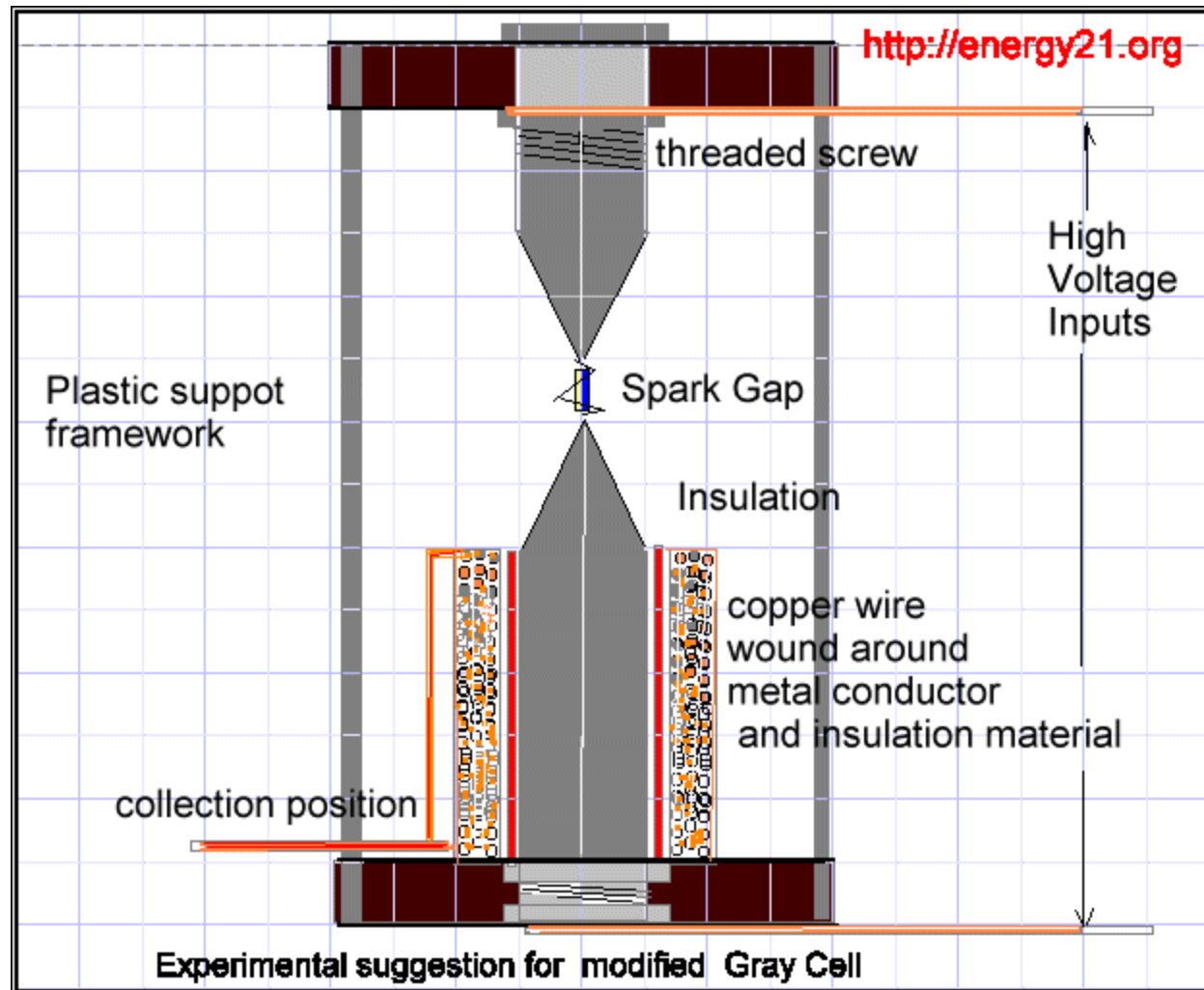
Two Batteries are connected in series that positive lead is connected to negative lead and so on. The third battery connection negative to negative.

So now that you have two leads free that come from the positive side of the third battery and a positive lead from the other two batteries as per circuit diagram.

These two leads are then connected to a small lamp as shown in circuit diagram.

I am going use a lamp globe rated at 6 volts.

The circuit is simple enough so other reading this may like to try this for themselves and let me know how you get on.



An Experimental Gray Cell idea

I have thought about the Edwin Gray cell as above and thought this diagram above may also be worth a try for those wishing to experiment with something similar, but unable to get copper cylinders, although I haven't tried it myself.

The working of the design would be similar to the original Gray cell as above, but instead of the

four copper cylinders ,a winding of insulated copper wire is placed in position around the high voltage conductor that makes up the spark gap rod as shown in the diagram.

I would also suspect a good spacer of paper or cardboard roll (insulator in diagram) would be needed to be wound or placed near the spark gap rod, preventing the actual current and voltage supply to the spark gap circuit short circuiting to the copper winding.

I would suggest the two copper winding ends be terminated to a common collection point and then discharged though an air coiled transformer as per the original Gray device.

I also think the winding should have at least two winding layers.

Several such winding air spaced at equal distance from each may also improve the working of said device although not shown in diagram above.

I not not sure what gauge wire, or indeed if copper is the best wire to use ,other types such as iron my be better, but it should be a wire gauge that should allow gathering of all the collapsing electrostatic (scalar) field that has built up until during the spark discharge.

I tend to think the more wire the better.(To be confirmed)

Although probably not the best idea for spark gap rods try using some iron hardware store threaded bolts with one end machined to give a discharge point,(please note there has been some suggestion from lightening researchers that the sharp point previously though to be the best form of lightning discharge capture may not now be the case).

The threaded end will allow you to adjust the distance between spark discharges,in my experience the closer they are ,the more discharges there will be although the voltage level during discharge will I believe be of lesser value.

[Back to Top](#)

[Financial Markets](#)

[War](#)

[Precious Metals](#)

[The Federal Reserve](#)

[Energy](#)

[Survival](#)